



Partneriaeth Diogelwch Cymunedol Conwy
Mewn dwylo diogel
Conwy Community Safety Partnership
In safe hands



Conwy & Denbighshire Community Safety Partnership

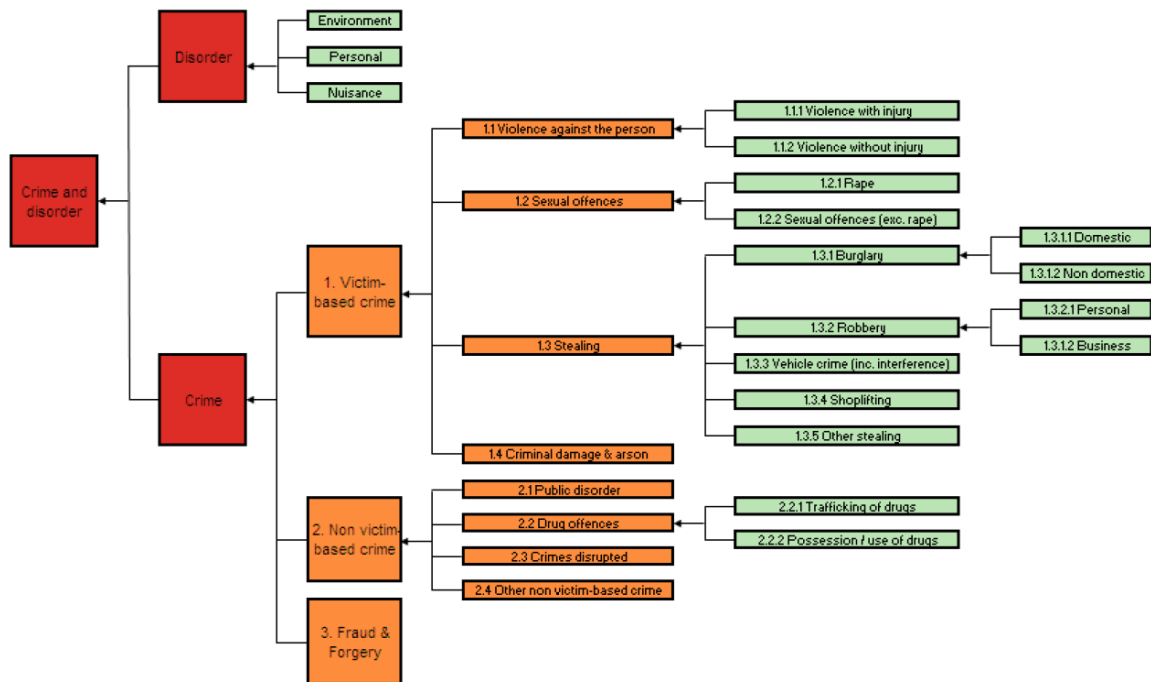
Performance Update 2013/14 Quarter 1

Matthew Stewart
8/30/2013

Conwy CSP - Most Similar Group (MSG)	Denbighshire CSP - Most Similar Group (MSG)
Norfolk - North Norfolk	Norfolk - North Norfolk
Cambridgeshire - Fenland	Cambridgeshire - Fenland
Cumbria - Copeland	Cumbria - Copeland
Devon & Cornwall - Northern Devon	Dyfed Powys - Carmarthenshire
Dyfed Powys - Pembrokeshire	Dyfed Powys - Pembrokeshire
Hampshire - Isle of Wight	Dyfed Powys - Powys
Humberside - North Lincolnshire	Hampshire - Isle of Wight
Lancashire - West Lancashire	Humberside - North Lincolnshire
Lincolnshire - East Lindsey	Lancashire - West Lancashire
Norfolk - Kings Lynn & West Norfolk	Lincolnshire - East Lindsey
North Wales - Conwy	Norfolk - Kings Lynn & West Norfolk
North Wales - Denbighshire	North Wales - Conwy
North Yorkshire - Scarborough	North Wales - Denbighshire
Northumbria - Northumberland	North Yorkshire - Scarborough
Suffolk - Waveney	Northumbria - Northumberland

The most similar groups for both Conwy and Denbighshire are largely the same with the exception of those CSPs highlighted in red.

HMIC Crime Tree





Changes in crime recording

As a result of a change in Home Office crime counting rules it is no longer possible to quote some of the measures previously included within this report. The following changes have been made;

Old categories	New / Current Categories	Change
Violent crime	Violence against the person (VAP)	Violent crime comprised of 90% VAP, >10% sexual offences and 1% robbery. Sexual offences and robbery are covered separately in this report therefore VAP captures the remaining offences.
Most serious violence	Violence with injury	Violence with injury captures all crimes in most serious violence. It also includes additional violence with injury offences.
Serious sexual offences	Sexual offences (sub category rape and non rape)	Sexual offences includes all serious sexual offences plus additional sexual offences.



Priority Area A: Reduce crime and the impact on the community

Crimes			Aug 2012 to July 2013			Sep 2011 to Aug 2012
Apr 2012 to July 2012	Apr 2013 to July 2013	% Change	Crimes per 1,000 residents / households	Crimes per 1,000 residents / households MSG Average	Most Similar Group Rank (highest of 15)	Most Similar Group Rank (highest of 15)

Recorded Crime	Target	Conwy	2881	2731	-5.2%	52.746	46.677	5th	5th
		Denbighshire	2759	2171	-21.3%	53.834	44.888	3rd	2nd
Summary	Recorded crime has fallen in both Conwy and Denbighshire, most significantly in Denbighshire which has moved from 2 nd highest to 3 rd within its most similar peer group (MSG). Conwy has remained unchanged with its most similar group. The most similar group has also continued to see a decline in recorded crime. More than two thirds of crime in both counties is either Theft & Handling of Stolen Goods, Violence Against the Person or Criminal Damage.								
Crime recorded as violence against the person by North Wales Police	Target	Conwy	632	630	-0.3%	11.203	9.650	4 th	3rd
		Denbighshire	703	585	-16.7%	13.661	9.028	1st	1st
Summary	<p>There has been a little change in violence against the person in Conwy and a significant change in Denbighshire. Conwy has moved from 3rd highest to 4th within its MSG while Denbighshire remains highest in its group; it should be noted that Denbighshire has moved from being significantly higher than the group to much closer to the group. The reduction in Denbighshire is a result of fewer incidents of “actual bodily harm and other injury”, “harassment” and “wounding”. Conwy has had fewer incidents of “wounding” this year than last but little change in other crime types. The highest crime areas are Rhyl West and Rhyl South West, Glyn and Mostyn wards.</p> <p>Most violent crime takes place in a dwelling (43%), usually a house or flat although 5% occur in a static caravan. A large number of incidents occur in a public place (26%) most of which occur in the street.</p> <p>Although 37% are recorded as domestic the offender is an acquaintance, family member or partner in 70% of cases, the difference is acquaintance is not classed as domestic.</p> <p>Weapons are used very infrequently.</p> <p>Violent crimes most frequently occurs during the evenings and early hours of the weekend, however in Rhyl, Colwyn Bay and Llandudno incidents increase from 17:00 most days.</p>								


Priority Area A: Reduce crime and the impact on the community

Crimes			Aug 2012 to July 2013			Sep 2011 to Aug 2012
Apr 2012 to July 2012	Apr 2013 to July 2013	% Change	Crimes per 1,000 residents / households	Crimes per 1,000 residents / households MSG Average	Most Similar Group Rank (highest of 15)	Most Similar Group Rank (highest of 15)

Crime recorded as violence with injury by North Wales Police	Target	Conwy	333	335	-0.6%	5.732	5.191	6 th	6 th
		Denbighshire	381	283	-25.7%	7.315	4.927	1 st	1 st
Summary	Violence with injury is mostly (>90%) " actual bodily harm and other injury ", with the remaining small number of offences being acts endangering / threatening life or woundings. Rhyl West still has an exceptional number of crimes (more than double the next highest ward) however there has been a significant reduction of 34.4% compared to last year. Rhyl South West, Glyn, Kinmel Bay, Mostyn and Rhiw wards are also high demand areas for this type of crime and have seen little change compared to last year. The recent and long term projections for Denbighshire and Conwy are positive with Denbighshire anticipated to improve faster than its MSG while Conwy should maintain the same reduction as its MSG.								
Crime recorded as violent by North Wales Police where the offender was under the influence of alcohol	Target	Conwy	164	167	1.8%	Data not recorded nationally.			
		Denbighshire	140	140	0.0%				
Summary	<p>Violent alcohol related crime has increased in Conwy remained unchanged in Denbighshire. Incidents are widespread across both counties with reductions in incidents in the typically busier wards such as Rhyl West, Glyn and Tudno, with increases in areas of Prestatyn, Denbigh and Colwyn Bay.</p> <p>There has been a reduction in the number of incidents of "wounding" but little change in other alcohol related crimes such as "actual bodily harm and other injury" and "assault without injury", accounting for 55.3% and 32.9% respectively.</p> <p>Most victims (75%) of alcohol related violence know the offender and in 42% of cases the offender is the partner/spouse. Just over half of all of alcohol related violence against the person is domestic in nature.</p> <p><i>It should be noted that the officer's ability to identify the offender being under the influence of alcohol has an effect on the accuracy of the alcohol tag. Alcohol related violent crime peaks during the summer months and December.</i></p>								




Priority Area A: Reduce crime and the impact on the community

Crimes			Aug 2012 to July 2013			Sep 2011 to Aug 2012
Apr 2012 to July 2012	Apr 2013 to July 2013	% Change	Crimes per 1,000 residents / households	Crimes per 1,000 residents / households MSG Average	Most Similar Group Rank (highest of 15)	Most Similar Group Rank (highest of 15)

Crime recorded as a sexual offences by North Wales Police	Target	Conwy	55	64	16.4%	1.223	0.997	3rd	4 th
	Monitor	Denbighshire	60	64	6.6%	1.597	0.960	1st	1 st
Summary	<p>The number of sexual offence in has increased in Conwy and Denbighshire, the number of incidents increased in June and July in both counties. About 1 in 3 offences are forensically historic, 7 or more days after the offence, and about 1 in 4 occurred more than 12 months prior to being reported. This is still a higher number of historic offences than reported in previous years.</p> <p>Half of all offences are either the “rape of a female aged 16 and over” or “sexual assault on a female aged 13 and over”.</p> <p>Incidents are still focused around Rhyl, Prestatyn, Denbigh and Colwyn Bay but low in number at this level. The offender is believed to be under the influence of a substance in 1 in 5 offences however in the majority of cases it is unknown. In approximately 80% of offences the offender is known to the victim, usually as an acquaintance. Most offences occur either in a house or flat, rarely in a public place or licensed premises. There have only been 3 repeat victims since April in both counties.</p>								
Crime recorded as domestic burglary by North Wales Police	Target	Conwy	86	108	25.6%	5.905	5.217	5 th	5 th
		Denbighshire	120	87	-27.5%	5.867	4.883	6 th	3 rd
Summary	<p>In Denbighshire there has been a significant reduction despite a series of burglaries in May leading to an improvement in their most similar group. Conwy have however experienced and increase as a result of an increase in burglaries in Kinmel Bay, Abergele and Colwyn Bay. Areas most commonly targeted are Rhyl West and Rhyl South West, Glyn, Kinmel Bay, Llandrillo yn Rhos and Rhiw. There has been an increase in both Conwy and Denbighshire in unoccupied properties being targeted with unoccupied properties accounting for approximately half of all properties targeted, compared to a third previously. There have been 6 repeat offenders since April and 3 repeat victim in Conwy and Denbighshire, with jewellery is the most frequently taken item (28.6%), followed by computers (19.9%) and then TVs (11.7%). This time last year there was a reduction as a result of a reduction in twilight burglaries that typically occur between September and November when properties are more vulnerable due the hours of darkness occurring earlier in the day while windows and doors are left open.</p>								



Priority Area A: Reduce crime and the impact on the community

Crimes			Aug 2012 to July 2013			Sep 2011 to Aug 2012
Apr 2012 to July 2012	Apr 2013 to July 2013	% Change	Crimes per 1,000 residents / households	Crimes per 1,000 residents / households MSG Average	Most Similar Group Rank (highest of 15)	Most Similar Group Rank (highest of 15)


Crime recorded as robbery by North Wales Police	Target	Conwy	7	5	-28.6%	0.182	0.219	7 th	10 th
		Denbighshire	9	9	-0.0%	0.202	0.190	6 th	4 th
Summary	Incidents of robbery are relatively infrequent and most often occur between 18-24 year olds as both offenders and victims where personal accessories and phones are the items most frequently taken. Most offences have occurred in the Denbighshire Coastal and Abergele area. There have been no repeat victims and no repeat offenders. It should also be noted that 8 of the 9 offences in Denbighshire have been detected.								
Crime recorded as vehicle crime by North Wales Police, excl. vehicle interference	Target	Conwy	179	174	-0.3%	3.295	2.980	4 th	6 th
		Denbighshire	192	104	-45.8%	2.875	2.910	8 th	4 th
Summary	There has been little change in Conwy in opposition to a decline amongst its most similar group, this is as a result of a number of incidents in July. Denbighshire however have seen a significant reduction in vehicle crime surpassing the reduction seen amongst its most similar group. Wards in Denbighshire with a previously high level of vehicle crime (along the coastal strip) have all seen a reduction, particularly Prestatyn North from 29 to 4. In Conwy there have been reductions in the worst effect wards however a positive effect has been lost by smaller increases spread across a number of wards. Items most frequently targeted are personal accessories and sat navs often left on display and insecure.								
The number of people who have been a victim of crime 3 or more times in 12 months	Target	Conwy	110	93	-15.5%	N/A			
		Denbighshire	126	83	-34.1%				
Summary	The above figures are based in the number of people who are a victim of crime 3 or more times in 12 months. In both Conwy and Denbighshire there has also been a significant decrease in the number of people who have been a victim of crime 2 or more times in 12 months.								

Priority Area B: Reduce crime and the impact on the community

Re-offending				Re-offending All Wales			
Actual rate	Predicted Rate	% Difference	% Change +/-	Actual rate	Predicted Rate	% Difference	% Change +/-

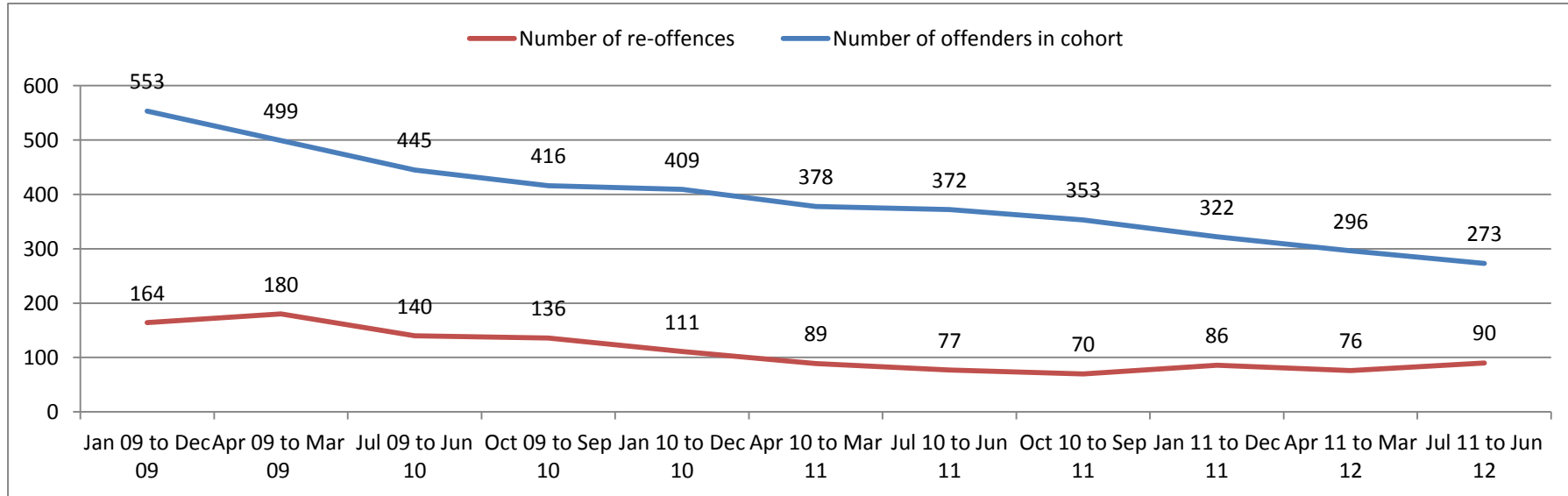
The rate of adult reoffending measured by the Probation Service (Oct 11 to Sep 12)	Target	Conwy	9.57	10.47	-8.58	-3.7	11.14	10.71	4.10	-1.6
		Denbighshire	8.29	9.44	-12.2	12.5				
Summary	The rate of adult reoffending in both Conwy and Denbighshire is significantly below that predicted for the cohorts being managed in the areas. The % change shows that difference to the last quarter with a reduction in Conwy and an increase in Denbighshire. Nationally in Wales there has been a higher level of actual reoffending than was predicted.									
The rate of PPO reoffending measured by the Probation Service (Oct 11 to Sep 12)	Target	Conwy	33.33	30.65	8.74	-	37.23	30.88	20.56	-
		Denbighshire	73.33	41.26	77.73	-				
Summary	The rate of PPO reoffending in both Conwy and Denbighshire is above that predicted for the cohorts being managed in the areas. Nationally in Wales there has been a higher level of actual reoffending than was predicted by 20.56% so this means the increased rate in Conwy is below the increase experienced nationally while the rate in Denbighshire is above the national increase. The PPO cohort is small and far more susceptible to variation.									

Priority Area B: Reduce crime and the impact on the community	Re-offending			Summary
	2012/13 Apr - Jun	2013/14 Apr - Jun	% Difference	




The number of first time entrants to the youth justice service	Target	Conwy	16	16	-0.0%	Despite there being a significant reduction in Denbighshire in the last quarter compared to the same period in the previous year there has been a similar reduction in the number of FTEs in Conwy and Denbighshire in the last 12 months compared to the previous 12 months, from approx. 50 to 40 per 12 months.
	Monitor	Denbighshire	25	13	-48.0%	
The number of yellow cards / alcohol confiscations issued	Target	Conwy	31	34	9.6%	The number of yellow cards and alcohol confiscation notices issued in both Conwy and Denbighshire has continued to increase. This increase has is likely to be as a result of all probationers and new PCSOs are provided training on problem solving ASB and the available tactical options.
		Denbighshire	18	48	166.7%	
The number of referrals to prevent and deter	Target	Conwy	11	5	-54.5%	The number of new referrals to PAD fluctuates and is relatively low for a quarter so percentage changes are misleading. Comparing the last 12 months to the previous 12 months shows that there has been little change in the number of referrals in Conwy from 39 to 44 while a reduction in Denbighshire from 39 to 21.
	Monitor	Denbighshire	3	9	200%	

Priority Area B: Reduce crime and the impact on the community	Re-offending								
	Jul 09 - Jun 10	Oct 09 - Sep 10	Jan 10 - Dec 10	Apr 10 - Mar 11	Jul 10 - Jun 11	Oct 10 - Sep 11	Jan 11 - Dec 11	Apr 11 - Mar 12	Jul 11 - Jun 12



Proportion of young offenders who re-offend*	Target ↓	Conwy & Denbighshire	15.1	16.3	15.2	14.3	10.8	11.3	12.7	13.2	15.4
Summary	The most recent data available up to June 2012 shows an increase in the proportion of young offenders who reoffend. The below graph shows that how over time there has been a reduction of 40% in the number of young offenders in the cohort, while there has been a 45% reduction in the number of re-offences the cohort is responsible for. The number of re-offences per offender has increased to the highest level since September 2010.										






Priority Area C: Effectively tackle ASB and behaviour adversely effecting the environment				Summary
	2012/13 Apr - Jun	2013/14 Apr - Jun	% Difference	

The number of recorded crimes linked to licensed premises, excluding acquisitive crime.	Target	Conwy	47	62	31.9%	<p>There was a spike in incidents in Conwy in May with 37, particularly May 11th and 12th (Sat & Sun). These incidents occurred at a variety of premises in Colwyn Bay and Llandudno, with the Boulevard being the notable repeat location.</p> <p>Nearly two thirds of these crimes are either actual bodily harm or common assault.</p> <p>Although not report in the figures, there has also been an increase in August.</p>
		Denbighshire	64	70	9.3%	
The number of crimes recorded as criminal damage by North Wales Police	Target	Conwy	397	285	-28.2%	<p>In Conwy there has been a reduction in damage to vehicles and non dwellings, while in Denbighshire there has been a reduction in damage to dwellings and vehicles. In Conwy there have been significant reductions in numerous wards, however the wards with the highest number of crimes are unchanged (Mostyn, Glyn). In Denbighshire the wards typically with the highest number of crimes have experienced the largest reductions.</p>
		Denbighshire	292	230	-21.2%	
The number of crimes recorded as arson by North Wales Police	Target	Conwy	7	18	157.1%	<p>Approximately 90% of incidents of arson in Conwy and Denbighshire do not endanger life, and there have only been two instances of this in Conwy during the first quarter.</p> <p>Conwy and Denbighshire have an average number of incidents of arson when compared to their most similar group.</p> <p>Incidents of arson are widespread across both counties and those that endanger life appear to be isolated incidents.</p>
		Denbighshire	14	5	-64.3%	




Priority Area C: Effectively tackle ASB and behaviour adversely effecting the environment				Summary
	2012/13 Apr - Jun	2013/14 Apr - Jun	% Difference	

Crimes recorded as criminal damage by North Wales Police which are alcohol related	Target	Conwy	15	24	60.0%	<p>It should be noted that in many cases of criminal damage it is not possible to determine if the offender was affected by alcohol.</p> <p>These offences most frequently occur in Rhyl, Colwyn Bay, Llandudno and Denbigh however Rhyl West has experienced an increase.</p> <p>There has been a small increase in damage to vehicles.</p>
		Denbighshire	16	20	25.0%	
Reports of ASB to North Wales Police*	Target	Conwy	1276	1201	-5.9%	<p>The number of ASB incidents appears to be continuing to decline. The most significantly in the higher demand areas of Rhyl West, Rhyl South West and Tundo. However Rhyl West still has notably more reports than any other ward, nearly 3 times that of the second highest ward despite a 12.0% reduction.</p> <p>There has been an increase in the Glyn ward most which is suspected to as a result of Op Kade.</p>
	Monitor	Denbighshire	1296	1134	-12.5%	
Reports of ASB to CCBC & DCC	Target	Conwy	684	549 (Apr - May)		<p>In Denbighshire there has been a large increase due to an increase in reports of dog fouling from 58 to 149 and fly tipping from 145 to 193.</p> <p>It's not possible to show a direct comparison of Conwy as the June data is unavailable at present but an increase looks certain. More than half of all incidents reported are for dog fouling and fly tipping.</p> <p>In both counties this may be as a result of increased confidence in Kingdom.</p>
		Denbighshire	277	397	43.3%	



Priority Area C: Effectively tackle ASB and behaviour adversely effecting the environment				Summary
	2012/13 Apr - Jun	2013/14 Apr - Jun	% Difference	

Arson and deliberate fires reported to North Wales Fire and Rescue	Target	Conwy	32	49	53.1%	<p>There has been a reduction in the number of deliberate fires in Denbighshire. The deliberate fires that occur are mostly small fires that occur in the open, involving grassland or wooded areas. No dwelling fires.</p> <p>In Conwy there has been an increase in deliberate fires, most of which have been outdoor fires involving grass or woodland or non dwellings, along with dwelling and car fires.</p> <p>This is to be included in ASB tasking meetings.</p>
		Denbighshire	27	24	-11.1%	
The number of fixed penalties issued for environmental crime by DCC and CBCC	Target	Conwy	10	727	7170.0%	<p>There has been a large increase in the number of fixed penalties issued for environmental crime in Conwy and Denbighshire as a result of the introduction of Kingdom's enforcement. In Denbighshire >95% of FPNs issued were for cigarette littering in Rhyl and Prestatyn (mostly Rhyl).</p> <p>In Conwy the local authority issued 32 FPNs while Kingdom issued 695, no further detail was available.</p>
		Denbighshire	12	995	7858.3%	
The number of test purchases carried out at licensed premises (alcohol)	Target	Conwy				<p>Awaiting update (No longer organised by Sgt Williams, now with the LA)</p>
		Denbighshire				

Priority Area D: Reduce harm caused by alcohol and substance misuse				Summary
	2011/12	2012/13	% Difference	

The number of new contacts made by the Harm Reduction service	Target	Conwy	274	258	-5.8%	In Conwy there is a relatively even split between the session provided by the Mobile Unit, Outreach and Service session. While in Denbighshire most sessions are either by the Mobile Unit or Service sessions, with only a few outreach sessions.
		Denbighshire	216	259	19.9%	
The number of people referred to structured treatment for substance misuse	Target	Conwy	674	920	36.5%	There has been an increase in both counties in the number of people referred to structured treatment. The proportion of cases that achieve a treatment start date is higher in Denbighshire (45-46%) than in Conwy (36-37%).
		Denbighshire	641	801	25.0%	
The number of repeat referrals to structured treatment for substance misuse	Target	Conwy				Awaiting update
		Denbighshire				

Priority Area D: Reduce harm caused by alcohol and substance misuse				Summary
	2011/12	2012/13	% Difference	

BCU admissions for alcohol related issues (toxic and mental)	Target	Conwy	25	27	7.4%	Alcohol related admissions are mostly male, 63%, and for both genders the peak age group is 40-49.
		Denbighshire	20	19	-5.0%	
BCU admissions for substance related issues (toxic and mental, excl tobacco and caffeine)	Target	Conwy	2	2	0.0%	Alcohol related admissions are mostly male, 79%, and for both genders the peak age group is 20-29.
		Denbighshire	4	6	50.0%	

Priority Area E: Effectively tackle domestic abuse				Summary
	2012/13 Apr-Jun	2013/14 Apr-Jun	% Difference	

Incidents (non crimes) recorded by NWP and tagged at "Domestic"	Target	Conwy	490	290	-40.8%	<p>All incidents of this nature are classed as domestic abuse with no powers of arrest however in approximately 4% of incidents arrests are made to remove individuals from the location. There has been a 22% reduction in domestic non crime incidents across the force.</p> <p>The Rhyl wards, particularly Rhyl West, have a high number of domestic non crime incidents.</p> <p>Increase in August.</p>
	Monitor	Denbighshire	410	294	-28.3%	
Crimes recorded by NWP and tagged at "Domestic"	Target	Conwy	194	159	-18.4%	<p>Domestic crime in North Wales is down 11.7%.</p> <p>Most crimes are violent, >75%, but a large number of these are without injury. The Rhyl wards and Glyn and Tudno wards have the highest level of the domestic crime.</p> <p>Most victims are attacked by their partner or spouse where alcohol is a factor in approximately half of all crime.</p> <p>This crimes mostly occur in the home and despite alcohol being a significant factor very few incidents occur in licensed premises.</p> <p>Increase in August.</p>
	Monitor	Denbighshire	231	176	-23.8%	
Increase the number of referrals to MARAC	Target	Conwy	203	212	4.4%	<p>Awaiting update, data still applies to 2011/12 and 2012/13</p>
	Con Qtr = 48 (190/year) Den Qtr = 44 (170/year)	Denbighshire	199	161	-19.1%	

Priority Area E: Effectively tackle domestic abuse				Summary
	2012/13 Apr-Jun	2013/14 Apr-Jun	% Difference	

Violent crimes recorded by NWP and tagged at "Domestic"	Target	Conwy	150	122	-18.7%	<p>"Assault without injury" and "Actual bodily harm" account for the majority of violent domestic crimes.</p> <p>In violent domestic crime the offender is more likely to be the partner or spouse of the victim than in non violent domestic crime where family members are often the offender.</p> <p>As with all domestic crime the Rhyl wards and Glyn and Tudno wards have the highest level of the domestic crime and alcohol is a significant factor.</p> <p>Increase in August.</p>
	Monitor	Denbighshire	179	132	-26.3%	
The number of cases dealt with by the Independent Domestic Violence Advisor	Target	Conwy	334	196	-41.3%	<p>Awaiting update, data still applies to 2011/12 and 2012/13</p> <p>Conwy IDVA - figures low as data was submitted up to beginning of Mar only + IDVA has been on A/L. Hafan Cymru host organisation are having to consider reducing working hours from 37 - 28, as they do not have the funds to pay for full time hours (only get 20k only from HO/WG and Hafan Cymru meet the shortfall)</p> <p>Denbighshire IDVA - figures low as data submitted up to Feb only + A/L and sickness issues will account for low figures. There was also a period during June / July 2012 where there was no IDVA in place.</p>
	90 per Qrt (360/year)	Denbighshire	237	182	-23.3%	

Priority Area E: Effectively tackle domestic abuse				Summary
	2012/13 Apr-Jun	2013/14 Apr-Jun	% Difference	

Increase agencies / staff trained to use CAADA DASH RIC	Target	Conwy & Denbighshire	184	128	-30.4%	<p>Awaiting update, data still applies to 2011/12 and 2012/13</p> <p>The CAADA DASH RIC training is risk assessment training for frontline staff to identify signs of domestic and sexual abuse.</p> <p>The target was to train a minimum of 80 staff from a variety of agencies every 12 months and both in 2011/12 and 2012/13 considerably more were trained.</p>
	20 per Qrt (80/year)					
Referrals completed by Safer Homes	Target	Conwy & Denbighshire	182	161	-11.5%	<p>Awaiting update, data still applies to 2011/12 and 2012/13</p> <p>Data up to 2/3 only N-ergy Works finished service on 31/3/2012 and have failed to submit full report. Currently exploring different options.</p>
	